

Top Wavelengths

MIR LED: 5200 nm

WAVELENGTH

1750–2000 nm

2000–2500 nm

2800–4000 nm

4000–5300 nm

5300–6500 nm

TOP WAVELENGTH

3400 nm

4300 nm

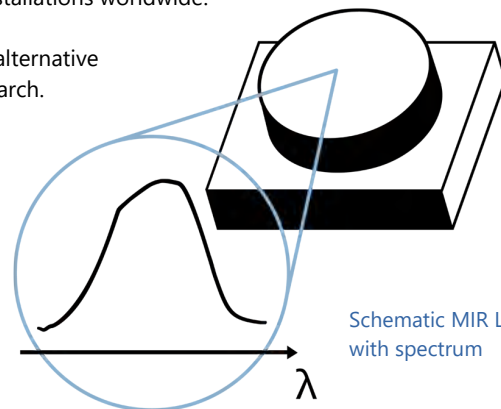
5200 nm

nanoplus Mid-Infrared LED (**MIR LED**) are specially designed and characterized to fit your requirements. For 25 years, nanoplus has been manufacturing Distributed Feedback and Fabry-Pérot Lasers with excellent performance. Our devices operate **reliably** in more than 100,000 installations worldwide.

nanoplus **MIR LED** are a broadband, incoherent and cost-effective alternative to lasers for e.g. many gas sensing applications in industry and research.

Key features:

- LOW POWER CONSUMPTION
- CW OPERATION
- BROADBAND
- INCOHERENT



Schematic MIR LED with spectrum

Any **custom wavelength** is possible: You tell us what you need and we deliver it. With our outstanding technology we design any wavelength **between 1750 nm and 6500 nm** within a spectral window where your desired emission wavelength reaches at least 95% of the maximum spectral intensity.

nanoplus MIR LED are the perfect light source **for mobile analyzers**, as they **consume little power**.

You can use our MIR LED in **true continuous wave operation** at **room temperature**.

The MIR LED's **output power** of **> 0.8 mW** leads to a strong signal and increases your measurement precision.

We offer **various packaging options**, with or without TEC. You tell us what you need!

Long-term stability is what our customers really want! Even in **harsh environments** nanoplus devices perform excellently – low maintenance warranted.


“Do not change your ideas, let us deliver a MIR LED that fits your application.”

If you require **custom specifications**, please contact us.

Nearly 80 % of our devices are more or less customer-specific. As nanoplus is a **fully vertically integrated company**, we control the entire process chain from design to packaging. Both nanoplus production facilities are based in **Germany**.

To guarantee consistent product quality we apply a strict and **ISO certified quality management system** at all levels.

Our sales and R&D teams have long-standing experience in developing lasers. They will be pleased to provide advice at any time - rely on us from design stage to product realization as well as after-sales:



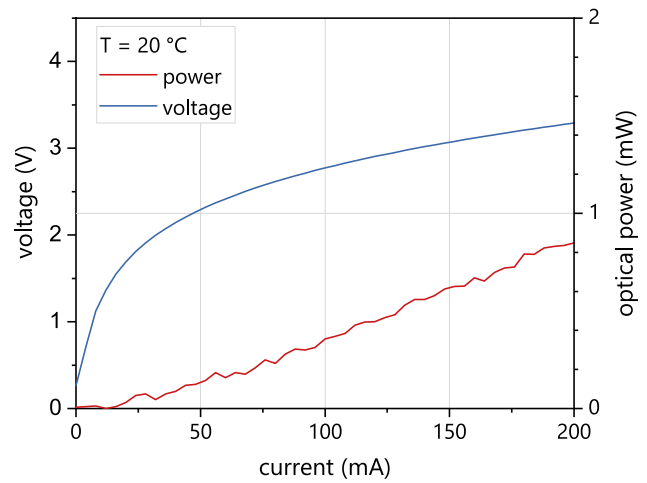
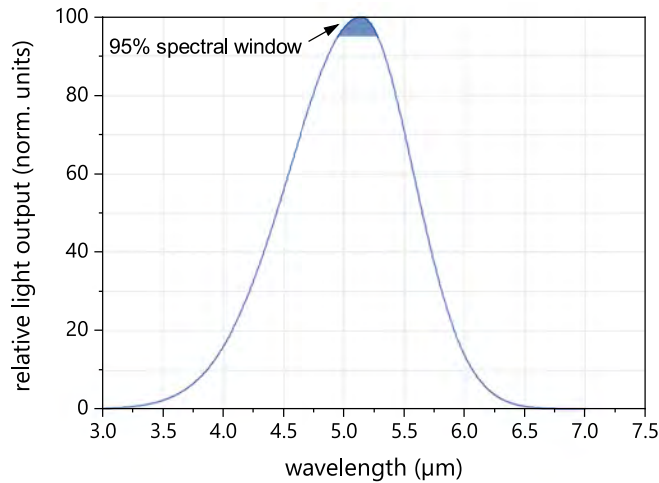
nanoplus MIR LED on SMD submount

We make market leaders!



Typical Specifications: 5200 nm

This data sheet reports performance data of a **sample MIR LED at 5.2 μm** , which is representative for the entire wavelength range.



Typical room temperature cw spectrum of a nanoplus MIR LED at 5.2 μm

Typical PI and VI curve of a nanoplus MIR LED at 5.2 μm

electro-optical characteristics	symbol	unit	min.	typ	max.
peak wavelength (at T_{op} , I_{op}) ^{1,2}	λ_{op}	μm	4.97	5.1	5.26
spectral bandwidth (FWHM)	$\Delta \lambda$	μm		1.2	
optical cw output power (at typical I_{op}) ³	P_{op}	mW	0.6	0.8	
operating current	I_{op}	mA	150	200	
operating voltage	V_{op}	V		3.3	
operating case temperature ⁴	T_{op}	$^{\circ}\text{C}$	-10		50
storage temperature ⁴	T_s	$^{\circ}\text{C}$	-10		70

¹ ~ 20 nm peak-change per 10°C temperature-change

² spectral window defined as the range where the emission intensity reaches min. 95 % of max. spectral intensity

³ power dissipation 1W [heatsink required]

⁴ non condensing

Pulsed operation for low power consumption is possible. Other operating temperatures are available on request.

packaging options

SMD submount

ceramic submount

PCB mounted

Other packaging options may be discussed on request.

Technical drawings & accessories are available at: <https://www.nanoplus-usa.com/products/packaging>

Please contact victor.perez@nanoplus.com for customized specifications, quotes and further questions. Visit the [nanoplus website](http://www.nanoplus.com) for technical notes, application samples or literature referrals.