



DFB Quantum Cascade Lasers (QCL): 6000 nm - 11000 nm

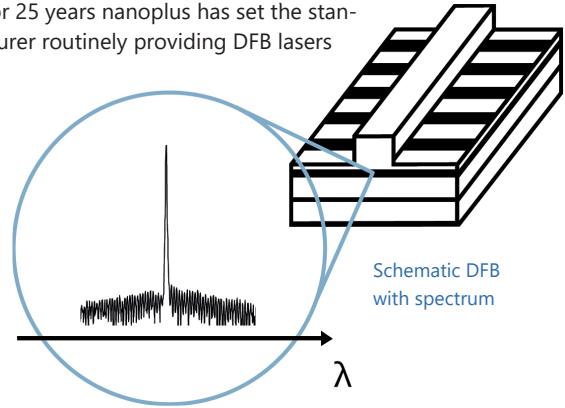
WAVELENGTH

- 760–830 nm
- 830–920 nm
- 920–1100 nm
- 1100–1300 nm
- 1300–1650 nm
- 1650–1850 nm
- 1850–2200 nm
- 2200–2600 nm
- 2600–2900 nm
- 2800–4000 nm
- 4000–4600 nm
- 4600–5300 nm
- 5300–5800 nm
- **5800–6500 nm**
- **6000–11000 nm**


nanoplus Distributed Feedback Lasers (**DFB**) are specifically designed for high-precision gas detection using tunable diode laser absorption spectroscopy (**TDLAS**). Our devices operate **reliably** in more than 50,000 installations worldwide. For 25 years nanoplus has set the standard for DFB laser technology and is the only manufacturer routinely providing DFB lasers at **any wavelength**.

Key features:

- MONOMODE
- CONTINUOUS WAVE
- ROOM TEMPERATURE
- MODE HOP FREE TUNING



Schematic DFB with spectrum



Overgrowth-free DFB device processing

Any **custom wavelength** is possible: You tell us what you need and we deliver it. With our patented DFB technology we design any wavelength **between 760 nm and 14 μm**.

Our excellent **spectral purity** is characterized by a large side mode suppression ratio (**SMSR**) of **> 35 dB**, giving your system a low signal to noise ratio against crossinterference.


A **narrow linewidth below 3 MHz** guarantees ultra-precise scanning of the absorption line feature. The **high output power of several mW** yields a stronger signal and increases your measurement precision.

Fast and wide wavelength tuning is required for in situ systems. Most customers use a scan rate of 10 kHz and benefit from our very **large tuning coefficient**.

“Do not change your ideas, let us deliver a laser that fits your application.”

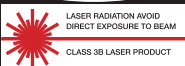
We offer **various packaging options**, e.g. several free space housings including TEC and NTC, fiber coupling **collimation** and **custom designs**. What do you require?

If you require **custom specifications**, please contact us. Nearly 80 % of our devices are more or less customer-spec. As nanoplus is a **fully vertically integrated company**, we control the entire process chain from design to package. Both nanoplus production facilities are based in **Germany**. To guarantee consistent product quality we apply a strict and **ISO certified quality management system** at all levels.



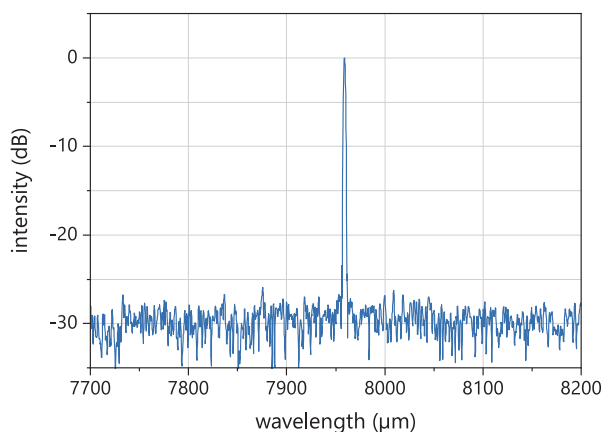
High-Heatload (HHL) mount¹ incl. collimation

Our sales and R&D teams have long-standing experience in developing lasers. They will advise you in your design and realization phase as well as after-sales: **We make market leaders!**

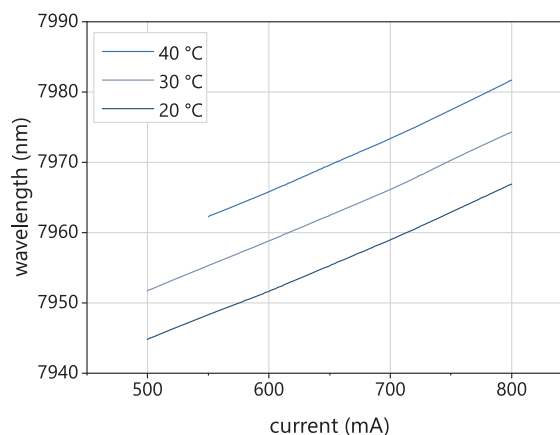


Typical Specifications: 6000 nm - 11000 nm

This data sheet reports performance data of a **sample DFB QCL at 7970 nm**, which is representative for the entire wavelength range.



Typical room temperature cw spectrum of a nanoplus DFB laser at 7970 nm



Typical mode hop free tuning of a nanoplus DFB laser at 7970 nm by current and temperature

electro-optical characteristics ¹	symbol	unit	min.	typ	max.
operating wavelength (at T_{op} , I_{op})	λ_{op}	nm		Please specify to 0.1 nm.	
optical output power (at λ_{op})	P_{op}	mW	10	20	
operating current	I_{op}	mA		500	1500
operating voltage	V_{op}	V		9	15
threshold current	I_{th}	mA		400	
side mode suppression ratio	SMSR	dB		> 35	
current tuning coefficient	C_I	nm / mA	0.05	0.1	0.15
temperature tuning coefficient	C_T	nm / K		0.7	
operating chip temperature	T_{op}	°C	-10	20	45
operating case temperature ²	T_c	°C	10	20	30
storage temperature ²	T_s	°C	0	20	50

¹ TM-polarized ² non-condensing

laser packaging options

High-Heatload Mount (HHL) incl. collimation

Other packaging options may be discussed on request.

Technical drawings & accessories are available at: <https://www.nanoplus-usa.com/products/packaging>

Please contact victor.perez@nanoplus.com for customized specifications, quotes and further questions.

Visit the [nanoplus website](https://www.nanoplus.com) for technical notes, application samples or literature referrals.

nanoplus America Inc., nanoplus-usa.com, phone: +1-720-453-2454, email: victor.perez@nanoplus.com
©copyright nanoplus America Inc. 2024, all rights reserved. Technical data is subject to change without notice.

nanoplus-usa.com