

# TOP Wavelengths

## DFB: 1512.2 nm

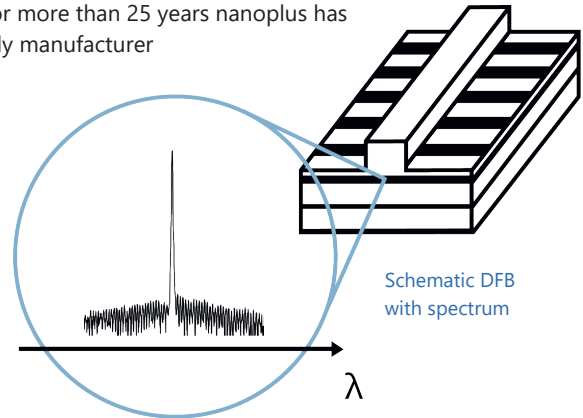
### TOP WAVELENGTH

- 760.8 nm
- 1278.8 nm
- 1392.0 nm

### 1512.2 nm


- 1560 - 1590 nm
- 1651 & 1654 nm
- 1742.0 nm
- 1854 & 1877 nm
- 2004.0 nm
- 2330 & 2334 nm
- 3240 & 3270 nm
- 3345 nm HP
- 3345 & 3375 nm
- 4524 & 4534 nm
- 4565 nm HP
- 5184 & 5263 nm

nanoplus Distributed Feedback Lasers (**DFB**) are specifically designed for high-precision gas detection using tunable diode laser absorption spectroscopy (**TDLAS**). Our devices operate **reliably** in more than 50,000 installations worldwide. For more than 25 years nanoplus has set the standard for DFB laser technology and is the only manufacturer routinely providing DFB lasers at **any wavelength**.



### Key features:

- MONOMODE
- CONTINUOUS WAVE
- ROOM TEMPERATURE
- MODE HOP FREE TUNING



Overgrowth-free DFB device proces-

Any **custom wavelength** is possible: You tell us what you need and we deliver it. With our patented DFB technology we design any wavelength **between 760 nm and 14 μm**.

Our excellent **spectral purity** is characterized by a large side mode suppression ratio (**SMSR**) of **> 35 dB**, giving your system a low signal to noise ratio against crossinterference.


A **narrow linewidth below 3 MHz** guarantees ultra-precise scanning of the absorption line feature. The **high output power of several mW** yields a stronger signal and increases your measurement precision.

**Fast and wide wavelength tuning** is required for in situ systems. Most customers use a scan rate of 10 kHz and benefit from our very **large tuning coefficient**.

**“Do not change your ideas, let us deliver a laser that fits your application.”**

We offer **various packaging options**, e.g. several free space housings including TEC and NTC, fiber coupling, **collimation** and **custom designs**. What do you require?

If you require **custom specifications**, please contact us. Nearly 80 % of our devices are more or less customer-specific. As nanoplus is a **fully vertically integrated company**, we control the entire process chain from design to packaging. Both nanoplus production facilities are based in **Germany**. To guarantee consistent product quality we apply a strict and **ISO certified quality management system** at all levels.



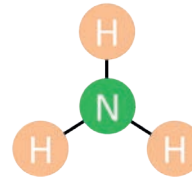
TO5, TO56 and fiber coupled butterfly package

Our sales and R&D teams have long-standing experience in developing lasers. They will advise you in your design and realization phase as well as after-sales:

**We make market leaders!**

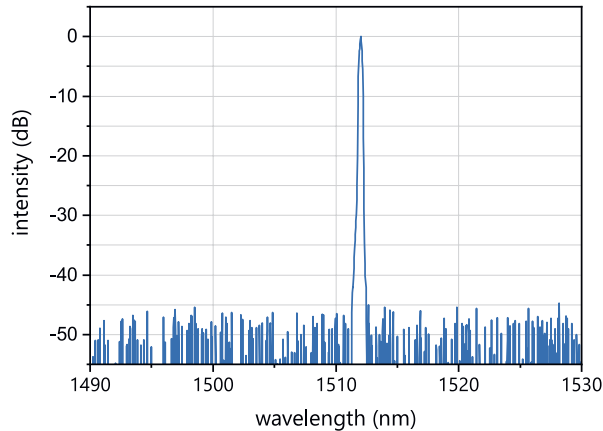


# Superior Specifications: 1512.2 nm

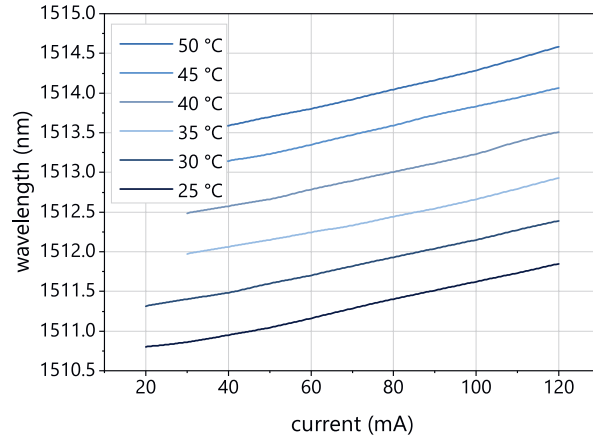


This data sheet reports performance data of a **sample nanoplus DFB laser at 1512.2 nm with enhanced specifications**. Standard specifications are available at: <http://nanoplus-usa.com/products/dfb-laser>.

These lasers are particularly suitable for ammonium (NH<sub>3</sub>) detection.



Typical room temperature cw spectrum of a nanoplus DFB laser at 1512.2 nm



Typical mode hop free tuning of a nanoplus DFB laser at 1512.2 nm by current and temperature

| electro-optical characteristics                | symbol         | unit    | min.  | typ    | max. |
|--|----------------|---------|-------|--------|------|
| operating wavelength (at $T_{op}$ , $I_{op}$ ) | $\lambda_{op}$ | nm      |       | 1512.2 |      |
| optical output power (at $\lambda_{op}$ )      | $P_{op}$       | mW      |       | 8      |      |
| operating current                              | $I_{op}$       | mA      |       | 70     |      |
| operating voltage                              | $V_{op}$       | V       |       | 2      |      |
| threshold current                              | $I_{th}$       | mA      | 10    | 25     | 30   |
| side mode suppression ratio                    | SMSR           | dB      |       | > 35   |      |
| current tuning coefficient                     | $C_I$          | nm / mA | 0.008 | 0.015  | 0.02 |
| temperature tuning coefficient                 | $C_T$          | nm / K  | 0.07  | 0.10   | 0.14 |
| operating chip temperature                     | $T_{op}$       | °C      | +20   | +25    | +50  |
| operating case temperature*                    | $T_c$          | °C      | -20   | +25    | +50  |
| storage temperature*                           | $T_s$          | °C      | -40   | +20    | +80  |

\* non-condensing

## laser packaging options

**TO5 with TEC and NTC, black cap, AR coated window**

**TO56 without TEC or NTC, sealed, window**

**c-mount without TEC or NTC**

**butterfly package with TEC and NTC, SM or PM fiber, FC/APC connector**

**chip on carrier without TEC, with NTC**

Technical drawings & accessories are available at: <https://www.nanoplus-usa.com/products/packaging>

Please contact [victor.perez@nanoplus.com](mailto:victor.perez@nanoplus.com) for customized specifications, quotes and further questions.

Visit the [nanoplus website](http://nanoplus.com) for technical notes, application samples or literature referrals.

nanoplus America Inc., nanoplus-usa.com, phone: +1-720-453-2454, email: victor.perez@nanoplus.com  
©copyright nanoplus America Inc. 2024, all rights reserved. Technical data is subject to change without notice.